

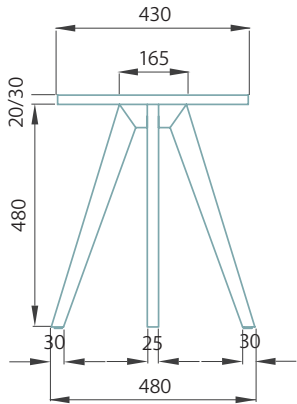
TIMBER SIDE TABLE SPECS

[PULCER furniture collection]

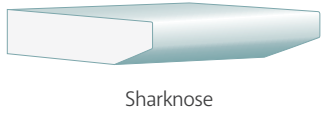
PERSPECTIVE



ELEVATION




EDGE PROFILE



STONE TOPS

3 designs


4 materials



100+ colours

ø430 x 20/30 round design available in:

Quartz. Granite. Marble. Terrazzo



8+ colours

ø395 x 15* round design



15+ colours

390w x 15/20* squircle design


Terrazzo only



10+ colours

395w x 15* square design

TIMBER BASE



SOLID OAK

5 colours

Coated with Rubio Monocoat Oil for protection in the following colours:



Alpaca White Mist Urban Grey Charcoal Brown Intense Black

Simple assembly required. For instructions and full colour availability, please visit our website.

All measurements in mm. Note: majority of quartz tops are 20mm thick, Granite and Marble tops are 30mm thick unless stated otherwise. *15mm terrazzo tops edge profile is square, not sharknose.

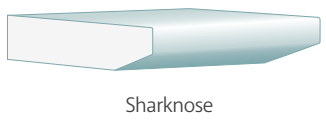
STEEL SIDE TABLE SPECS

[PULCER furniture collection]

PERSPECTIVE

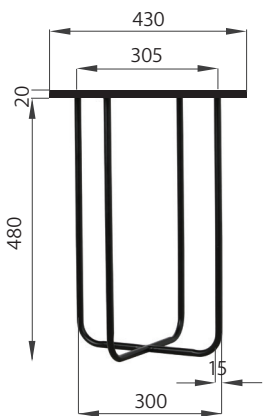


EDGE PROFILE

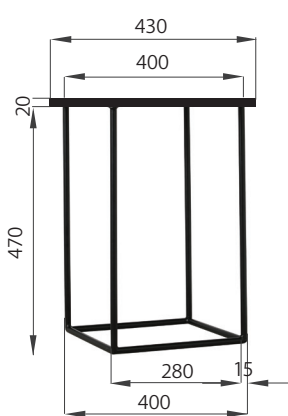


ELEVATION

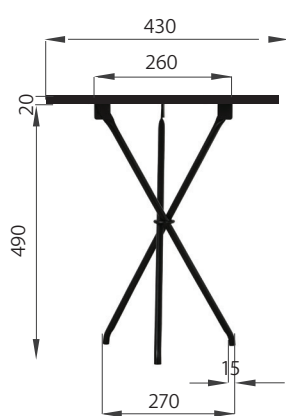
4 designs



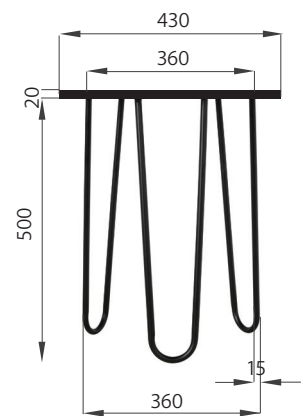
ST1BLK



ST2BLK*



ST3BLK






ST4BLK

Matt black painted finish

STONE TOPS

3 designs

2 materials



*Steel base ST2BLK can only be used with ø430 tops.

Simple assembly required. For instructions and full colour availability, please visit our website.

Note: Steel bases can only be paired with quartz and terrazzo tops.

All measurements in mm.